


Your Do-It-Yourself Guide For Designing The Perfect Japanese Garden

Japanese gardens are renowned for their beauty and tranquility, and they can be a wonderful addition to any home. They are typically characterized by their use of natural materials, such as rocks, water, and plants, and their simple, yet elegant design.

If you are interested in creating your own Japanese garden, there are a few things you will need to consider. First, you will need to choose the right location. Japanese gardens are typically located in a quiet and secluded spot, where they can be enjoyed in peace. You will also need to choose the right plants and materials. Japanese gardens typically use a variety of plants, including trees, shrubs, and flowers. The materials used in Japanese gardens are also typically natural, such as rocks, water, and wood.

Once you have chosen the right location and materials, you can begin to design your Japanese garden. The first step is to create a layout. Japanese gardens are typically laid out in a symmetrical manner, with a central path leading to a focal point. The focal point can be anything from a rock formation to a water feature.



Japanese Gardens: Your Do-It-Yourself Guide For Designing The Perfect Japanese Garden by Verônica Matioli

★★★★☆ 4.5 out of 5

Language : English
File size : 293 KB
Text-to-Speech : Enabled
Screen Reader : Supported

Enhanced typesetting : Enabled
Print length : 19 pages
Lending : Enabled



Once you have created a layout, you can begin to plant your garden. When choosing plants for your Japanese garden, it is important to consider the overall design of the garden. You will want to choose plants that complement the other elements of the garden, and that create a sense of harmony and balance.

After you have planted your garden, you can begin to add the finishing touches. These finishing touches can include things like rocks, water features, and lanterns. Rocks are often used in Japanese gardens to create a sense of stability and permanence. Water features, such as ponds and waterfalls, can add a sense of tranquility to the garden. Lanterns can be used to create a sense of atmosphere in the garden, and to illuminate the path at night.

With a little planning and effort, you can create a beautiful and tranquil Japanese garden that you will love for years to come.

The first step in designing a Japanese garden is to choose the right location. Japanese gardens are typically located in a quiet and secluded spot, where they can be enjoyed in peace. The location should also be well-drained and have access to sunlight.

The next step is to choose the right plants and materials for your garden. Japanese gardens typically use a variety of plants, including trees, shrubs,

and flowers. The plants should be chosen to complement the other elements of the garden, and to create a sense of harmony and balance.

The materials used in Japanese gardens are also typically natural, such as rocks, water, and wood. Rocks are often used to create a sense of stability and permanence. Water features, such as ponds and waterfalls, can add a sense of tranquility to the garden. Lanterns can be used to create a sense of atmosphere in the garden, and to illuminate the path at night.

The next step is to create a layout for your garden. Japanese gardens are typically laid out in a symmetrical manner, with a central path leading to a focal point. The focal point can be anything from a rock formation to a water feature.

When creating your layout, it is important to consider the size and shape of your garden. You will also want to consider the flow of traffic through the garden. The path should be wide enough to allow people to walk through the garden comfortably, and it should be free of obstacles.

Once you have created a layout, you can begin to plant your garden. When choosing plants for your Japanese garden, it is important to consider the overall design of the garden. You will want to choose plants that complement the other elements of the garden, and that create a sense of harmony and balance.

Japanese gardens typically use a variety of plants, including trees, shrubs, and flowers. Some of the most popular plants used in Japanese gardens include:

- **Trees:** Japanese maple, pine, cherry blossom, and bamboo

- **Shrubs:** Azalea, camellia, and rhododendron
- **Flowers:** Peony, iris, and chrysanthemum


Once you have planted your garden, you can begin to add the finishing touches. These finishing touches can include things like rocks, water features, and lanterns.

Rocks are often used in Japanese gardens to create a sense of stability and permanence. They can be used to create a variety of features, such as stepping stones, dry waterfalls, and rock gardens.

Water features, such as ponds and waterfalls, can add a sense of tranquility to the garden. They can also be used to attract wildlife, such as birds and frogs.

Lanterns can be used to create a sense of atmosphere in the garden, and to illuminate the path at night. They can be placed in a variety of locations, such as on the edge of a pond, or along the path.

With a little planning and effort, you can create a beautiful and tranquil Japanese garden that you will love for years to come. Japanese gardens are a wonderful way to connect with nature and to find peace and tranquility in your own backyard.



Japanese Gardens: Your Do-It-Yourself Guide For Designing The Perfect Japanese Garden by Verônica Matioli

★★★★☆ 4.5 out of 5

Language : English

File size : 293 KB


Text-to-Speech : Enabled

Screen Reader : Supported

Enhanced typesetting : Enabled
Print length : 19 pages
Lending : Enabled

FREE

DOWNLOAD E-BOOK



Complete Guide to Using Yoga With Kids: Benefits, Tips, and Poses

Yoga is an ancient practice that has been shown to have many benefits for both adults and children. Yoga can help improve flexibility, strength, balance, and coordination. It...



How to Make \$1,000 Per Week on Craigslist

Are you looking for a way to make extra money or even replace your full-time income? If so, then Craigslist is a great place to start. Craigslist is a popular classifieds...