


60 Easy Creative Play Projects That Boost Brain Development, Calm Anxiety, And...



Exciting Sensory Bins for Curious Kids: 60 Easy Creative Play Projects That Boost Brain Development, Calm Anxiety and Build Fine Motor Skills by Mandisa Watts

★★★★☆ 4.7 out of 5

Language : English
File size : 183045 KB
Text-to-Speech : Enabled
Enhanced typesetting : Enabled
Word Wise : Enabled
Print length : 395 pages
Screen Reader : Supported



Play is essential for children's development. It helps them learn, grow, and socialize. And while there are many different types of play, creative play is especially beneficial for children's brains.

Creative play allows children to use their imaginations, explore their creativity, and develop problem-solving skills. It also helps them learn to express themselves and communicate their ideas.

In addition to these cognitive benefits, creative play can also help children develop socially and emotionally. It can help them learn to cooperate with others, share, and take turns. It can also help them learn to manage their emotions and cope with stress.

If you're looking for ways to encourage your child's creative play, here are 60 easy and fun projects to get you started:

Sensory Play Projects

1. **Sensory bin:** Fill a bin with different materials, such as rice, beans, sand, or water, and let your child explore them with their hands.
2. **Playdough:** Make your own playdough using flour, water, salt, and food coloring. Let your child mold and shape the playdough into whatever they want.
3. **Finger painting:** Spread some finger paint on a piece of paper or canvas and let your child paint with their fingers.
4. **Bubble wrap painting:** Spread some bubble wrap on a table or floor and let your child paint on it with their hands or feet.
5. **Squishy bag:** Fill a zip-top bag with rice, beans, or sand and seal it. Let your child squish and squeeze the bag.

Art Projects

6. **Construction paper collage:** Cut out shapes from construction paper and let your child glue them to a piece of paper to create a collage.
7. **Tissue paper collage:** Tear tissue paper into small pieces and let your child glue them to a piece of paper to create a collage.
8. **Nature collage:** Collect leaves, flowers, and other natural materials and let your child glue them to a piece of paper to create a collage.
9. **Crayon resist painting:** Draw a picture on a piece of paper with a white crayon. Then, paint over the picture with watercolors.

10. **Salt painting:** Sprinkle salt on a piece of paper and then paint over it with watercolors. The salt will create a resist effect.

Craft Projects

11. **Paper plate animals:** Cut out animal shapes from paper plates and let your child decorate them with markers, crayons, or paint.
12. **Popsicle stick picture frames:** Glue popsicle sticks together to form a picture frame. Let your child decorate the frame with markers, crayons, or paint.
13. **Egg carton animals:** Cut egg cartons into animal shapes and let your child decorate them with markers, crayons, or paint.
14. **Toilet paper roll animals:** Cut toilet paper rolls into animal shapes and let your child decorate them with markers, crayons, or paint.
15. **Cardboard box playhouse:** Cut out a door and windows in a cardboard box and let your child decorate it to create a playhouse.

Science Projects


16. **Baking soda and vinegar volcano:** Make a volcano out of baking soda and vinegar. Let your child erupt the volcano by adding vinegar to the baking soda.
17. **Rainbow in a jar:** Layer different colored liquids in a jar to create a rainbow. Let your child observe the rainbow and talk about the colors.
18. **Sink or float:** Collect different objects and let your child test them to see if they sink or float in water.
19. **Plant a seed:** Plant a seed in a pot or in the ground and let your child observe the plant as it grows.

20. **Make slime:** Make your own slime using glue, borax, and food coloring. Let your child play with the slime and observe its properties.

Dramatic Play Projects

21. **Dress-up:** Provide your child with a variety of clothes, hats, and accessories and let them dress up and pretend to be different characters.
22. **Puppet show:** Make your own puppets or use store-bought puppets and let your child put on a puppet show.
23. **Storytelling:** Read a story to your child and let them act out the story with toys or puppets.
24. **Role-playing:** Set up different role-playing scenarios, such as a doctor's office, a grocery store, or a restaurant, and let your child pretend to be different characters.
25. **Building forts:** Help your child build a fort out of blankets, pillows, and chairs. Let them use the fort for imaginative play.

These are just a few ideas to get you started. There are endless possibilities when it comes to creative play. So get creative and have fun with your child!



Exciting Sensory Bins for Curious Kids: 60 Easy Creative Play Projects That Boost Brain Development, Calm Anxiety and Build Fine Motor Skills by Mandisa Watts

★★★★☆ 4.7 out of 5

Language : English

File size : 183045 KB


Text-to-Speech : Enabled

Enhanced typesetting : Enabled

Word Wise : Enabled
Print length : 395 pages
Screen Reader : Supported

FREE

DOWNLOAD E-BOOK



Complete Guide to Using Yoga With Kids: Benefits, Tips, and Poses

Yoga is an ancient practice that has been shown to have many benefits for both adults and children. Yoga can help improve flexibility, strength, balance, and coordination. It...



How to Make \$1,000 Per Week on Craigslist

Are you looking for a way to make extra money or even replace your full-time income? If so, then Craigslist is a great place to start. Craigslist is a popular classifieds...